



“Without Housing” (aka Homeless) Survey - August 2021



Survey by Harry Rabin

Previous Survey:

- Date: February 20th - 22nd, 2021
- Methods: Walking Survey, Aerial Survey via Drone
- Total Active Encampments: 102 recorded
- Estimated Population without Housing: 260-320 individuals
- Extreme levels of Trash, Refuse, and Contamination present.

Current Survey:

- Date: August 3rd-6th, 2021
- Methods: Walking Survey, Vehicle and Aerial Survey via Drone
- Total Active Encampments: 55 Sites
- Estimated Population without Housing: Roughly 125 individuals
- Total Abandoned Encampments (Need Cleaning): 29 Sites
- Total Cleaned Sites: 64 Sites
- Levels of Trash, Refuse, and Contamination Decreased Substantially
- BUT, still large quantities of Trash and Contamination Present!

Overall State of the Survey (August 2021)

August Survey Totals

Current Observed Burn

5.7%

Cleaned Sites

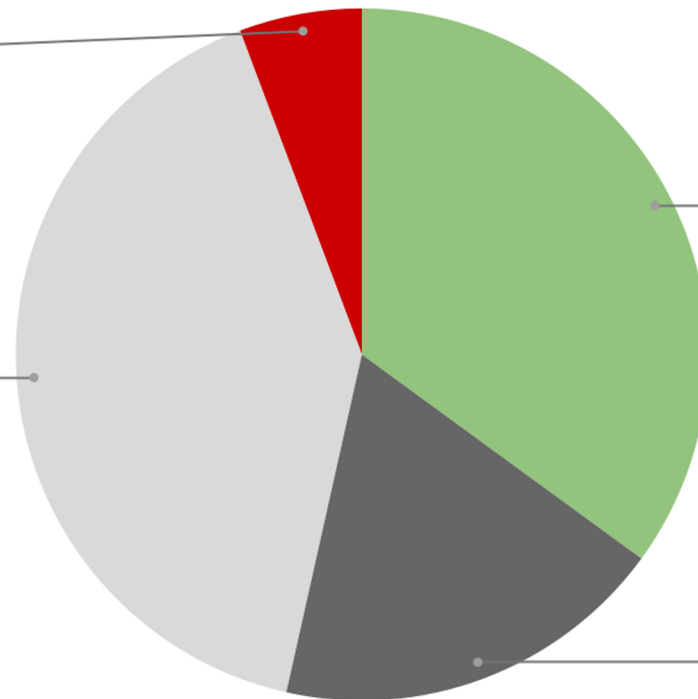
40.8%

Active Sites

35.0%

Abandoned Sites

18.5%



Previous Homeless Populations by Area (February 2021)

City Differences

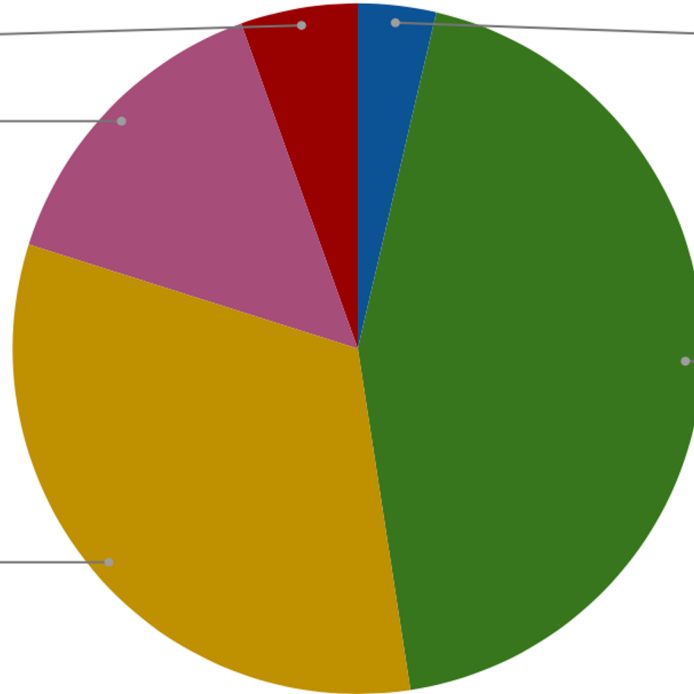
Summerland
5.5%

Montecito
14.6%

Santa Barbara
32.3%

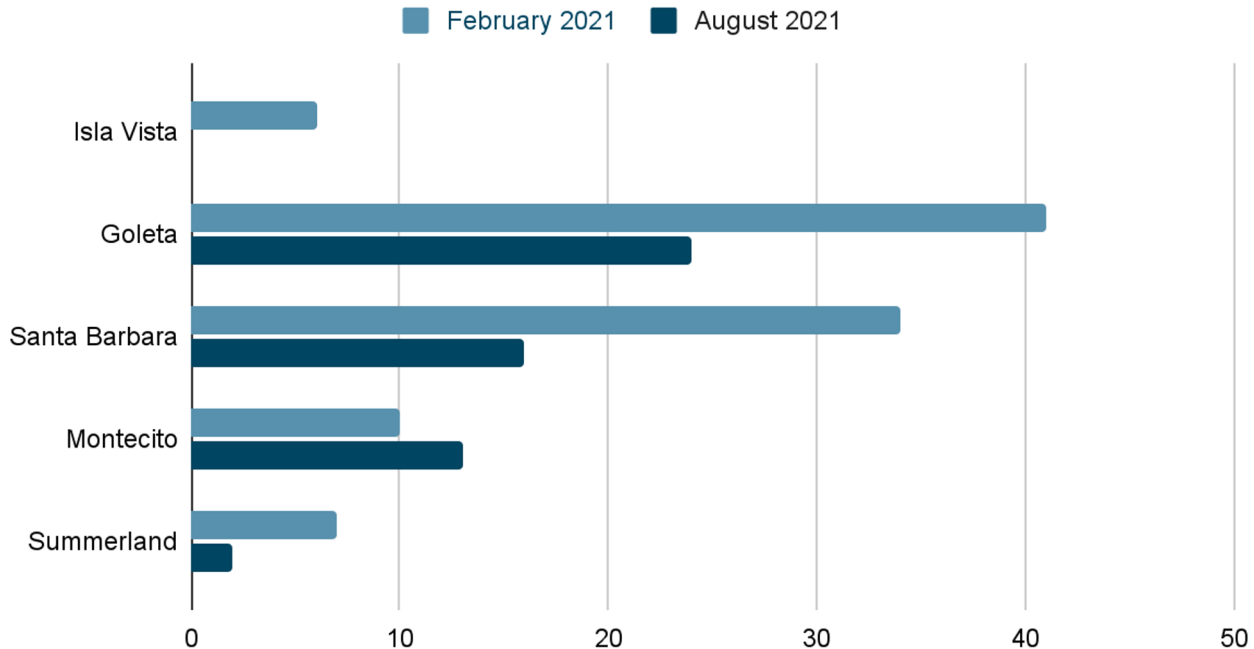
Isla Vista
3.7%

Goleta
43.9%



Area Differentials (# of Sites)

City Differentials (Site Locations)



Google Earth Map with Coordinates and Labels

